

Edinburgh College

APPLICATION PROCESS & DIGITAL PORTFOLIOS

School of Art & Design 2022/23

For the future you want



APPLICATION PROCESS AND PORTFOLIOS

Application Process

Applying for an Art and Design course requires you to submit a digital portfolio of your recent practical and contextual Art and Design work and attend an applicant session after you have been made and accepted your offer.

The process requires you to complete the following steps:

- Make an online application for your chosen course via the college website
- Submit a digital portfolio
- Attend an applicant session

Please use your personal statement to explain why you are interested in your chosen course and what passion, skills and experience you have to be a successful candidate.

Once you have submitted your online application, we will send you instructions on how to submit your digital portfolio.

We will make you an offer for a course that best suits your individual needs for progression based on your application and review of your digital portfolio.

You may be offered a UAL Diploma or NC before you progress onto a specialist HND study. This is common practice and is beneficial for your long-term development and progression as an Artist or Designer.

What Should I Include in My Portfolio?

The instructions you will receive on how to submit your digital portfolio will include more information on what to include for the specific course you have applied to.

Your digital portfolio should demonstrate your drawing skills and an understanding of the creative process relating to your chosen course.

Try to include a variety of work that shows your creative potential and imagination as well as sound drawing skills.

Strong digital portfolios usually include sketchbook pages that show visual research and development of ideas using a wide variety of media and approaches.





Essentially, we want to know more about you and what makes you 'tick' creatively from examples of your work within your digital portfolio.

Format of Portfolio

You will be asked to send your digital portfolio to us by email so we recommend submitting your digital portfolio in the format of a PowerPoint saved as a pdf file. We recommend you use a white background as this allows your artwork to be the main focus.

Each slide/page can contain one or more images, for example in the suggested layouts below where your artwork is represented in red.

We recommend you title each slide/page and include your personal statement along with your qualification certificates at the end of the portfolio.



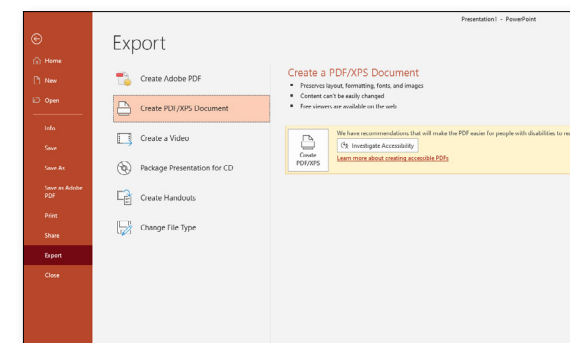
How Much Work Should I Include in My Portfolio?

- If you are applying to an HND or UAL Level 3 Foundation Diploma you should submit 10-15 slides/pages of your Art and Design work.
- If you are applying to an NC or UAL Level 2 or 3 Diploma you should submit 5-10 slides/pages of your Art and Design work.
- Links to videos can be included in the digital portfolio if you wish to show moving imagery.
- Please include clear scans of your qualification certificates and your personal statement at the end of your digital folio

Saving Your PowerPoint as a PDF Digital Portfolio

Once you are happy with your digital portfolio in PowerPoint, select **File – Export**. There you will find the option to: **Create PDF/XPS Document** as pictured below. Click **Create PDF/XPS** and title your file with your full name and the course you have applied to, for example:

JoBlogs-UALFoundationDiploma. Save as a **PDF** in your chosen location then email as an attachment to the folio email address you will have received.



Don't Have a Portfolio?

If you do not have a portfolio of work from either school or personal study, we have introductory courses that are ideal to help you build up a portfolio that is suitable for progressing onto higher level courses the following year. Our introductory course is the UAL Level 2 Diploma and if you don't have a full portfolio we would ask you to complete and submit five drawings of household objects for example, jars, bottles, bowls, fruit or plants. Try to use more than one type of media for example, pencils, pens, crayons, charcoal, paint or ink.

Applicant Session

After receiving and accepting your offer you will be invited to attend an online applicant session. This is an opportunity to meet the staff and current students, learn more about your course and meet your future classmates. The session will cover your expected timetable, course content, progression routes and how to best prepare for starting your course. We will show you examples of student work and answer any questions you may have and welcome you to the School of Art and Design.

Submission Deadlines

Many of our courses are highly competitive so we strongly recommend you complete your application in early February and March.

This gives you time to prepare and submit your digital portfolio before our first portfolio and application reviews scheduled for the week beginning 28 March 2022.

We welcome applications and digital portfolio submissions after this date and recommend later applicants submit their digital portfolios within 10 days of receiving the instructions. We will then be reviewing portfolios and applications week beginning 25 April 2022 and then on a rolling basis after this date.

We have over 700 places available and look forward to viewing your digital portfolio and supporting you on your journey to start studying at the award winning School of Art & Design to become an Artist or Designer of the future.

When working on your portfolio, be inspired by our Art and Design students. Browse their work in our **End of Year Exhibition graduate book** by HND students and our **Pre-degree courses graduate book** by UAL students.





ART & DESIGN COURSE PROGRESSION

Our course portfolio and progression routes may be subject to alteration.

Schools College Partnership (SCP) courses

College Courses

Professional Courses



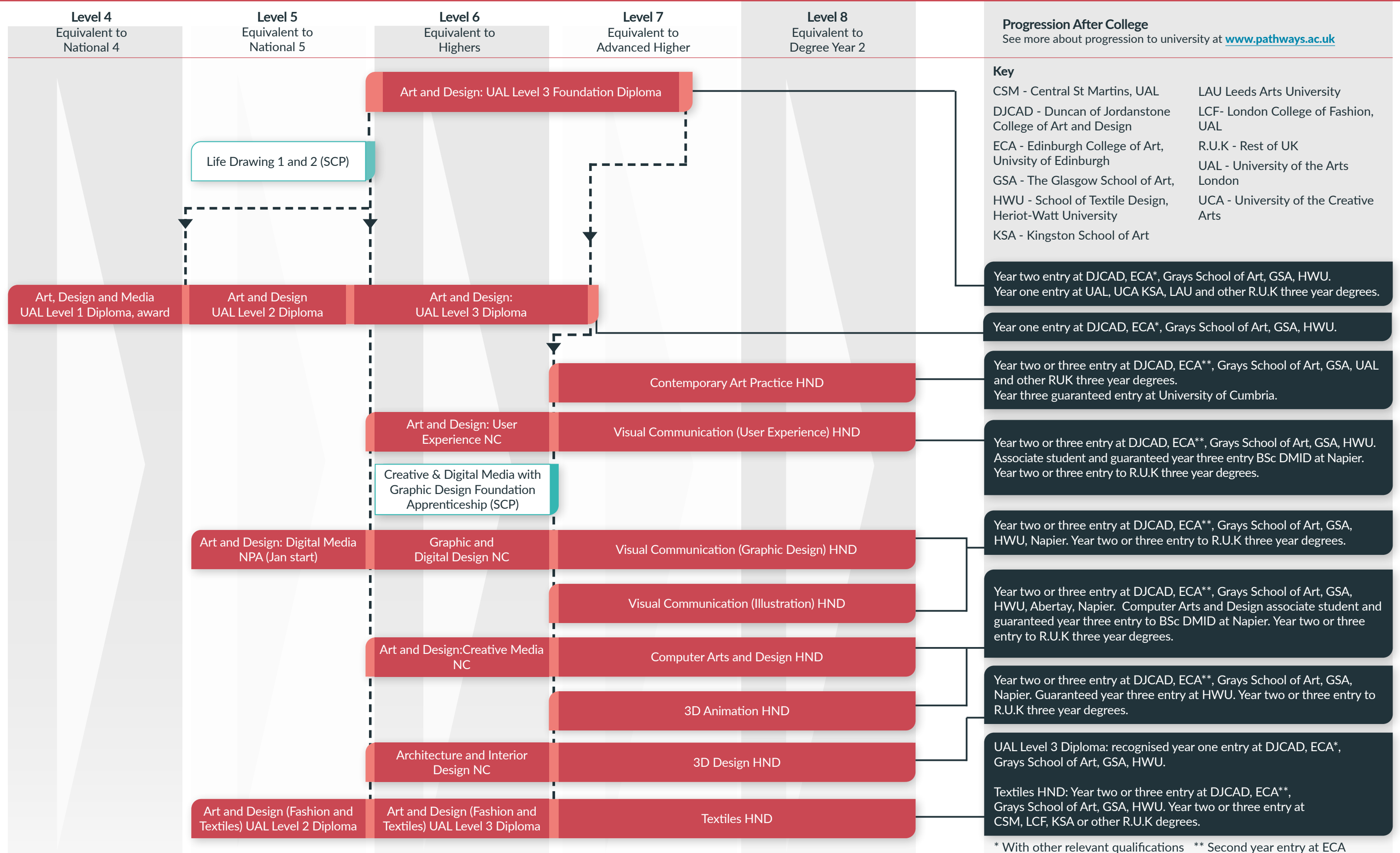
Optional Cross-Progression

Progression After College

Same level progression



Please find our guide to our progression maps on the next page.








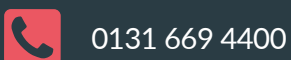
APPLICATION PROCESS & DIGITAL PORTFOLIOS

School of Art & Design 2022/23

Follow us:



For more information please visit:



For the future you want

Edinburgh College is a registered charity in Scotland.
Charity number SCO21213

Our course portfolio and campus allocation may be
subject to alteration.

